

22 Heredity

NOTE: Alleles are alternative forms of a gene which occupies a particular position in a chromosome. Alleles affect the same characteristic (e.g. blood group) but not necessarily in the same way. I^A , I^B and i are alleles of a gene which controls the ABO blood groups.

1 A plant with red flowers is crossed with a white-flowered plant of the same species. All the seeds, when grown, produce plants with red flowers. Assuming that the flower colour is controlled by a single pair of alleles, which allele is dominant and which is recessive?

2 If a dominant allele for tall plants is represented by the letter D, what letter should represent the corresponding recessive allele?

3 In cats, the allele (S) for short fur is dominant to the allele (s) for long fur.

- What is the genotype of a true-breeding, long-furred cat?
- What is the phenotype of a cat with the genotype Ss?
- In an Ss genotype, which allele is expressed in the phenotype?
- Which of the following genotypes is (i) heterozygous (ii) homozygous dominant?
SS, Ss, ss

4 In rabbits, assume that the dominant allele (B) produces black fur. The allele (b) for white fur is recessive to B.

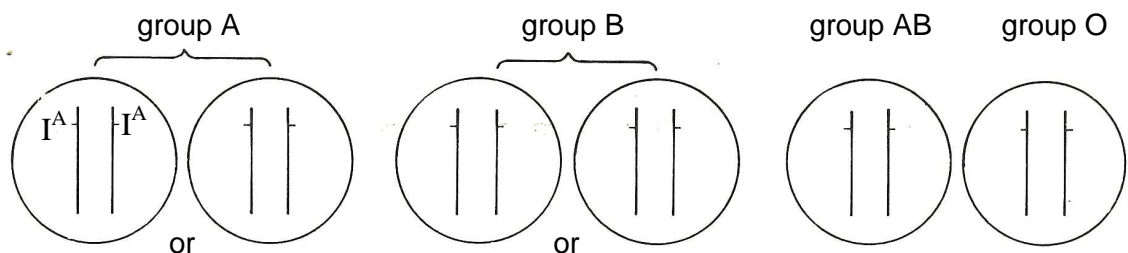
(a) What colour fur will each of the following rabbits have?

	<i>Rabbit 1</i>	<i>Rabbit 2</i>	<i>Rabbit 3</i>	<i>Rabbit 4</i>
genotype	BB	Bb	bB	bb

- Which of them will breed true?
- Which rabbits are homozygous for coat colour?
- If rabbits 1 and 4 were mated together and had 12 babies, how many of these would you expect to be black?
- If rabbits 2 and 3 are interbred and produce several litters, totalling 48 babies, how many white babies would be predicted by the laws of genetics?
- If rabbits 3 and 4 are mated together on several occasions and have 50 babies altogether, how many of their babies would you 'expect' to be black?

NOTE: In this context, 'expect' implies the perfect Mendelian ratio. In practice you would not expect to achieve this ratio with as few as 50 offspring.

5 The alleles controlling the ABO blood groups are given the letters I^A (group A), I^B (group B) and i (group O). On the drawings below, write in the alleles on the chromosomes for each of the blood groups. (The first one has been done for you)



Heredity (continued)

6 In shorthorn cattle, the coat colours red or white are controlled by a single pair of alleles. A calf which receives the allele for red coat from its mother and the allele for white coat from its father is called a 'roan'. It has an equal number of red and white hairs in its coat.

- Is this an example of codominance or of incomplete dominance?
- Give a reason for your answer.
- Give one example in each case of (i) codominance, (ii) incomplete dominance, in humans.

7 Give three examples of human disorders which are caused by the action of a single pair of alleles. In each case say whether the harmful allele is dominant or recessive to the non-harmful allele.

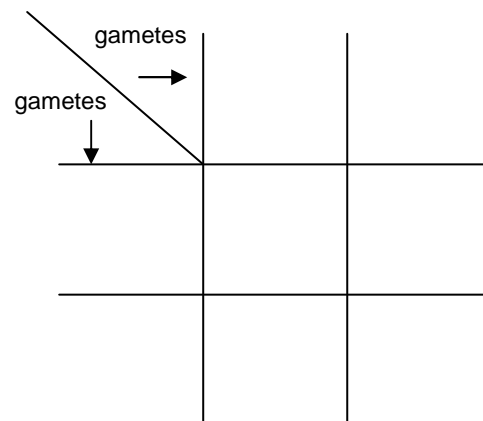
8 In humans, maleness or femaleness is determined by a pair of sex chromosomes called X and Y.

- What is the genotype for males?
- What is the genotype for females?

9 (a) In humans, is it the sperm or the ovum which determines the sex of the offspring?
(b) Give a reason for your answer.

10 In fruit flies, the allele (**n**) for ebony (black) body is recessive to the allele (**N**) for normal (grey) body.

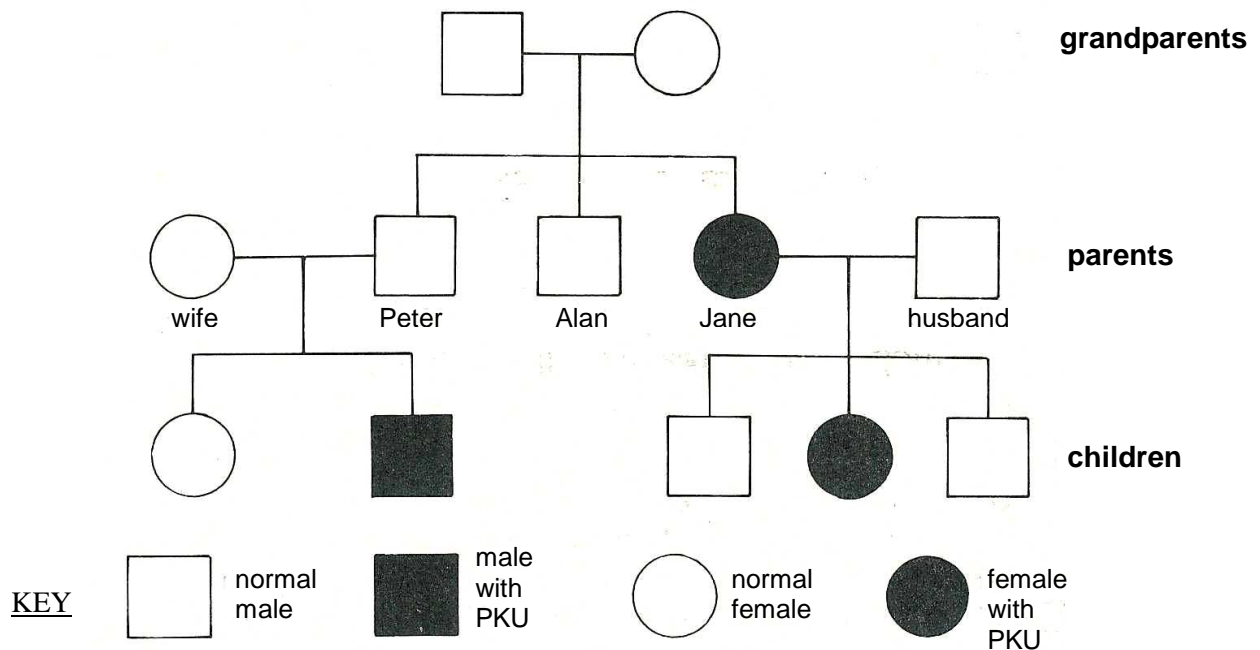
- Complete the Punnett square, for a cross between normal (grey-bodied) flies which are heterozygous for this allele (i.e. Nn genotypes).
- State the expected proportion of normal and ebony-bodied flies in a large sample of the offspring.
- State the proportion of the normal phenotypes which would be true breeding.



11 When a particular gene is said to be 'sex-linked', on which chromosome is that gene usually present?

Heredity (continued)

12 The genetic disorder phenylketonuria (PKU) is caused by a recessive allele (**n**). The family tree below shows the incidence of the disease over three generations.



- What can you deduce about the genotypes of the grandparents?
- Explain your reasoning.
- What is the genotype of Jane's husband?
- Explain your reasoning.
- What are the chances that Peter is the carrier of the PKU allele that resulted in his having an affected son?
- If Jane had been normal, what are the possible genotypes of the grandparents?
- Is it possible that the allele for PKU is sex-linked?

13 One form of colour-blindness is a sex-linked inherited condition controlled by a recessive allele. Use the symbols **X** and **Y** for the sex chromosomes and **N** and **n** for the alleles for normal or defective colour vision to show the genotypes of

- a normal male
- a colour-blind male
- a normal (non-carrier) female
- a colour-blind female
- a normal (carrier) female.

14 Use the genotypes you have written for your answer to question 13 to show the chances of
(a) a son being colour blind, (b) a daughter being a carrier, resulting from a marriage between a normal man and a carrier woman.

THIS PAGE LEFT INTENTIONALLY BLANK

ANSWERS

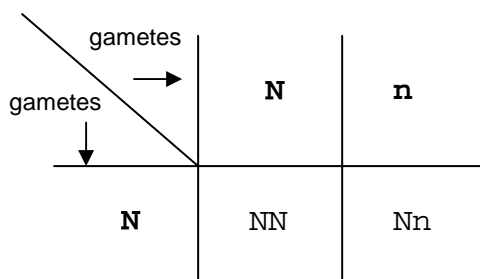
22 Heredity - answers

- 1 The allele for red-coloured flowers must be dominant if no white flowers appear in the first generation (assuming a very large sample).
- 2 The recessive allele corresponding to **D** is **d**.
- 3 (a) A true-breeding, long-furred cat has the genotype **ss**.
(b) The **Ss** genotype will produce a short-furred phenotype.
(c) In an **Ss** genotype, the dominant allele (**S**) will be expressed.
(d) (i) **Ss** is heterozygous. (ii) **SS** is homozygous dominant.
- 4 (a) Rabbit 1 (**BB**) will be black; Rabbits 2 and 3 (**Bb** or **bB**) will be black; Rabbit 4 (**bb**) will be white.
(b) Rabbits 1 (**BB**) and 4 (**bb**) will breed true.
(c) Rabbits 1 (**BB**) and 4 (**bb**) are homozygous for coat colour.
(d) All 12 babies should be black as rabbit 1 contributes dominant alleles to all the offspring.
(e) If the heterozygous rabbits (**Bb**) are mated, you would expect a ratio approximating to 3 black to 1 white baby; e.g. 36 black and 12 white.
(f) Rabbit 4 contributes only recessive alleles so approximately 50% of the babies should be black and 50% should be white; e.g. 25 of each.
- 5 Group A - **I^AI^A** or **I^Ai**,
Group B - **I^BI^B** or **I^Bi**.
Group AB - **I^AI^B**; Group O - **ii**.
- 6 (a) The roan calf exhibits codominance of the two alleles.
(b) Each allele is fully expressed, i.e. neither allele is dominant.
(c) (i) the ABO blood groups are examples of the codominance of the **I^A** and the **I^B** alleles.
(ii) Sickle-cell anaemia is an example of incomplete dominance. The recessive allele is partially expressed in the heterozygote.
- 7 Haemophilia (recessive), albinism (recessive), phenylketonuria (recessive), red-green colour blindness (recessive), sickle-cell anaemia (partially recessive) (any three).
- 8 (a) The male genotype is **XY**. (b) The female genotype is **XX**.
- 9 (a) The sperm determines the sex of the offspring.
(b) All the ova contain an **X** chromosome. Half the sperms carry an **X** chromosome and half carry a **Y** chromosome.

Self-assessment questions

22.05

10 (a)



- (b) The expected ratio of phenotypes would be approximately three normal to one ebony.
 (c) On average, one-third of the normal phenotypes would be true-breeding (**NN**).

11 A sex-linked gene is usually carried on the **X** chromosome and is absent from the **Y** chromosome.

- 12** (a) Both grandparents must be heterozygous (**Nn**).
 (b) If either grandparent was homozygous (**NN**) the **N** allele would be dominant in the offspring, the PKU allele would not be expressed and none of their children would be affected.
 (c) Jane's husband must be heterozygous (**Nn**).
 (d) If he were homozygous (**NN**) all his children would receive a dominant allele and none could exhibit PKU.
 (e) There is a 50% chance that Peter has inherited the recessive PKU allele from his parents. This would make him a carrier.
 (f) If Jane had been normal, the grandparents' genotypes could be (i) both **Nn** or (ii) one **NN** and one **Nn**. They could not both have been **NN** or Jane would also have been **NN** and could not have had an affected child.
 (g) If the allele for PKU was sex-linked, the grandparents could not have had an affected daughter.

13 (a) **XN Y**, (b) **Xn Y**, (c) **XN XN**, (d) **Xn Xn** (e) **XN Xn**.

14 See diagram below

- (a) The chances are 1:1 that a boy from this marriage will be colour-blind,
 (b) The chances of a carrier daughter are also 1:1.

	<i>Normal man</i>		<i>Carrier woman</i>	
Genotypes	XN Y		XX Nn	
Gametes	XN	Y	XN	Xn
Possible combinations	XX NN normal girl	XN Xn carrier girl	XN Y normal boy	Xn Y colour blind boy